







It's time to play







Throw the dice and have fun doing the corresponding activity.

 Coloring Sheets	 Play-Dough Sculpting	 Puzzles
 Paper Airplane	 DIY Paper Masks	 Dot-to-Dot Drawings



Teacher sheet

Here you will find practical ideas to do with the dice game.

 <p>Provide various coloring sheets with different themes or characters for kids to color.</p>	 <p>Give children play-dough to create different shapes, animals, or objects of their choice.</p>	 <p>Offer age-appropriate puzzles for kids to solve, such as jigsaw puzzles or brain teasers.</p>
 <p>Teach kids how to fold and fly paper airplanes, and hold a contest for the longest flight.</p>	 <p>Provide templates and materials for kids to create and decorate their own paper masks.</p>	 <p>Provide dot-to-dot worksheets where children can connect the dots to reveal a picture.</p>



START